

# FARMIM<sup>®</sup> FOREST



## Skidding winches with ratchet brake

REMOTE CONTROL  
(ACCESSORY FOR JL 501)



RECEIVER




HOF 4 HYDRAULICS  
(ACCESSORY FOR JL 501)



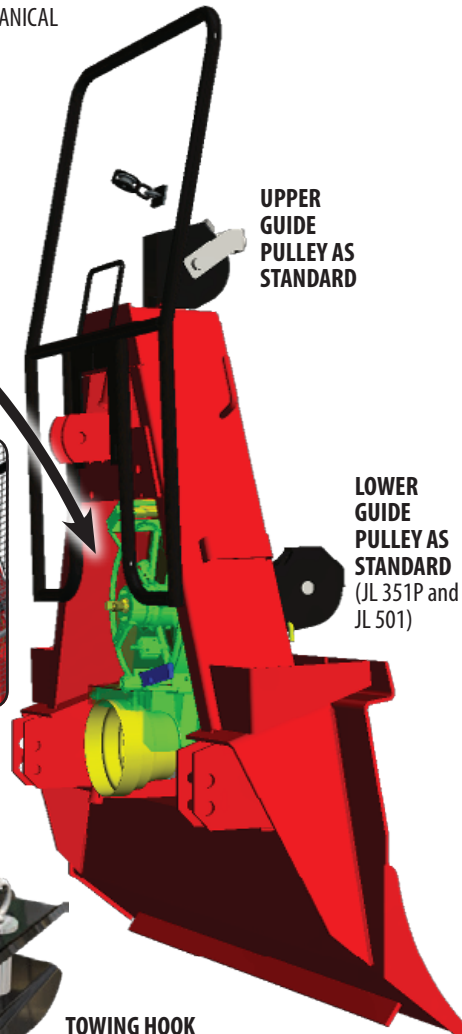
SAFE AND LARGE  
PROTECTIVE SCREEN



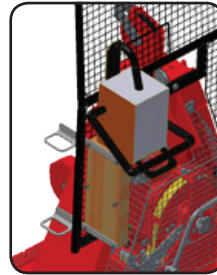
STRONG REMOVABLE  
MECHANISM (MECHANICAL  
PLATE COUPLING)



UPPER  
GUIDE  
PULLEY AS  
STANDARD



CHAINSAW  
AND AXE  
HOLDER  
(ACCESSORY FOR  
ALL WINCHES)



LOWER  
GUIDE  
PULLEY AS  
STANDARD  
(JL 351P and  
JL 501)

TOWING HOOK  
(ACCESSORY FOR  
JL 501)



STRONG BUTT PLATE

CHOKERS

CABLE

NOTCHED  
HOOK



## FARMI JL 290



- Line pull 2,9 t
- Ideal cable winch for small tractors > 15 hp
- Upper pulley as standard
- Butt plate with notched beam

## FARMI JL 351 P



- Line pull 3,5 t
- Ideal cable winch for small tractors > 15 hp
- Upper- and lower pulleys as standard
- Butt plate with notched beam

## FARMI JL 501



- Line pull 5,0 t
- Integrated butt plate and a vertically adjustable lower cable pulley
- Light, stable and reliable winch

▶ Remote control as an option

### FUNKTIONER:

- Modulär design
- Hög drageffektivitet
- Optimal kabellindning (hög svängbar kabelgenomföring)
- Automatisk påskjutstrumbroms
- Pålitlig och stabil koppling
- Användarvänlig med hög säkerhetsnivå
- Fungerar perfekt i alla väderförhållanden
- Mycket lång livslängd
- Många tillbehör finns tillgängliga

### THE RELIABLE CABLE WINCH GENERATION

Farmi, known worldwide for its forest equipment, offers a large scale of 3 point linkage mounted cable winches. Its over 50 years of pioneer work in the field of forestry is its guarantee for development and the safety features of its machine and equipment. With the close cooperation of manufacturers and users throughout the world, we are able to customize our equipment to the requirements of different countries and customers. Farmi's state-of-the-art technology and top quality standards, guarantees the continued production of quality products.

### DON'T FORGET NECESSARY ACCESSORIES!



Self-releasing pulley



Skidding chains



Skidding grapples



Skidding pans

## FARMI Skidding Winches: Technical Specifications

Winch model (line pull, max)	JL 290 (2,9 t)	JL 351P (3,5 t)	JL 501 (5,0 t)
Cable capacity	ø 8 mm, 60 m ø 10 mm, 50 m	ø 8 mm, 80 m ø 10 mm, 60 m	ø 8 mm, 90 m ø 10 mm, 70 m ø 12 mm, 60 m
Feed-in speed, 350 rpm / (540 rpm), m/s	- / (0,2 - 1,0)	0,3 - 0,85 / (0,5 - 1,3)	0,3 - 0,9 / (0,5 - 1,4)
Required power, min. hp	from 15	from 15	from 35
After running brake of the drum	Standard	Standard	Standard
Drive shaft height, mm	265	411	520
Weight without the cable, kg	150	170	250
Three-point mounting	Cat. I	Cat. I and Cat. II	Cat. II
Butt plate (width and height), mm	1000 x 347	1316 x 629	1500 x 750
Protective screen	Standard	Standard	Standard
Lower guide pulley	-	Standard	Standard
Notched beam / Holders for along chains	Standard	Standard	Standard
Tool box	-	Standard	Standard
Chainsaw and axe holder	Accessory	Accessory	Accessory
Remote control / Towing hook (max. 750 kg)	-	-	Accessory