

FARMMI®

PROFI FOREST

■ CRANES ■ FOREST TRAILERS ■ GRAPPLES ■ ROTATORS ■



Efficient and versatile machine combinations for forestry – since 1962

For contractors and forest owners who appreciate quality

The far-reaching FARMI 4571/4581 and FARMI 5871/5881 loaders and the sturdy VARIO 101 forest trailer are suitable for everyday work on forest terrain of all types. Thanks to their modular structure, accessories can be added according to the customer's needs. The amount of timber transferred is 5,000–12,000 m³/year.



VARIO 101:

- Load area 2.44 m²
- 3 sets of bolsters (max 8)
- Climbing bogie
- Ground clearance 550–640 mm, depending on tyres
- Hydraulic steering with 2 cylinders
- Adjustable bolsters and bogies
- Frame tube profile 200x200x8 mm
- The main parts are made of special steel (HSLA 650)
- Ingenious modular structure, enabling an extensive range of accessories
- Correctly designed load area, resulting in a low centre of gravity and easy towing

ACCESSORIES:

- Roller drive (4WD) tractive force 19 kN
- Different tyre sizes
- Hydraulic and pneumatic brake alternatives
- Load area extension (1 m)
- Hydraulic unit (gear pump or variable displacement pump)

FARMI 4571/4581 and 5871/5881:

- Reach: FARMI 4581/5881 (8.1 m) and FARMI 4571/5871 (7.1 m)
- Excellent lifting capacity, gross lifting torque on 4571/4581: 46.9 kNm (180 bar) 50.9 kNm (195 bar) on 5871/5881: 58.0 kNm (180 bar)
- Staggering slewing torque of 17.4 kNm with two racks (loading also possible on a slope)
- Wide-angle joint (efficient lifting geometry)
- Articulated support legs (distance between support points 3.16 m)
- Torsion-resistant hexagonal extension boom for good centralisation (FARMI 4571/5871)
- Double extension with chain on the FARMI 4581/5881 loader
- Booms and column of special steel (HSLA steel of grade 650)
- Slewing shafts and racks of special hard steel
- 3/8" hydraulic hoses
- Well-designed grapple

VARIO 101 forest trailer:

- Load capacity 11 000 kg
- Extensive range of accessories
- Frame tube profile 200x200x8 mm
- Low centre of gravity

FARMI 4571/4581 loader:

- Lifting torque 50.9 kNm / 195 bar
- Slewing torque 17.4 kNm
- Slewing shafts and racks are made of special steel
- Booms and column of special steel
- PTK 021 grapple and FR 10 rotator

FARMI 5871/5881 loader:

- Lifting torque 58 kNm / 180 bar
- PTK 024 grapple and FR 15 rotator

For contractors and forest owners who appreciate quality

The FARMI 6167/6185 loader, FARMI 121 forest trailer and 4WD tractor constitute an efficient, productive and reliable for year-round timber transport in forest areas and on roads. The amount of timber transferred is 5,000–16,000 m³/year.



VARIO 121:

- Load area 2.68 m²
- 3 sets of bolsters (max 8)
- Climbing bogie
- Ground clearance 695 mm
- Hydraulic steering with 2 cylinders
- Adjustable bolsters/stakes
- Frame tube profile 250x250x8 mm
- The main parts are made of special steel (HSLA 650)
- Ingenious modular structure, enabling an extensive range of accessories
- Correctly designed load area, resulting in a low centre of gravity and easy towing

ACCESSORIES:

- Roller drive (4WD) tractive force 19 kN
- Different tyre sizes (600/50-22,5)
- Hydraulic and pneumatic brake alternatives
- Load area extension (1 m)
- Hydraulic unit (gear pump or variable displacement pump)

FARMI 6167 and 6185:

- Reach: FARMI 6167 (6.7 m) and FARMI 6185 (8.5 m)
- Excellent lifting capacity, gross lifting torque: 61.5 kNm (180 bar) / 66,6 kNm (195 bar)
- Staggering slewing torque of 17.4 kNm with two racks (loading also possible on a slope)
- Wide-angle joint (efficient lifting geometry)
- Articulated support legs (distance between support points 3.16 m)
- Torsion-resistant hexagonal extension boom for good centralisation (FARMI 6167)
- Double extension with chain in the 6185 loader
- Booms and column of special steel (HSLA steel of grade 650)
- Slewing shafts and racks of special hard steel
- 1/2" hydraulic hoses

FARMI 6167/6185-VARIO 121 Combinations for contractors

VARIO 121 Forest Trailer:

- Load capacity 13 000 kg
- Extensive range of accessories
- Frame tube profile 250 x 250 x 8 mm
- Low centre of gravity

FARMI 6167/6185 Loader:

- Lifting torque 66.6 kNm / 195 bar
- Slewing torque 17.4 kNm
- Slewing shafts and racks of special steel
- Booms and column of special steel

Combinations for demanding daily professional use

The Flagship of the FARMI Crane-Forest Trailer Combinations is a FARMI 8070/8085-PROFDRIVE 12-4WD. This Forest Trailer has a staggering tractive force of 56 kN (5.6 t) and a load capacity of 12 t. FARMI 8070/8085 - when equipped with a loader and connected to a 4WD tractor. This trailer is equivalent to a load-carrying forestry machine. The PROFDRIVE 12-4WD is designed for professional use. Thanks to its excellent features, your tractor will become an efficient combination for timber transport. The PROFDRIVE 12-4W trailer has its own load-sensing hydraulic unit and Parker IQAN control system, which is used as both trailer driving hydraulics and loader. Thanks to the separate hydraulics, the hydraulic oils of the trailer do not mix with those of the tractor, and the trailer is easy to hitch to and unhitch from the tractor. Steel-reinforced forest tyres, oil-bath multi-disc brakes and parking brake also belong to the standard equipment of this excellent contracting trailer. With the drive off, the trailer can be towed on roads at a speed of up to 30 km/h. Therefore the unit can be easily transferred from one site to another. The amount of timber transferred is 15,000–30,000 m³/year.



PROFDRIVE 12-4WD:

- Tractive force 56 kN (550 tyres)
- Load area 2.8 m²
- Max driving speed 30 km/h
- DANA shafts (oil-bath multi-disc brakes)
- PARKER IQAN control system (loader and trailer)
- Mechanical differential lock (electro-hydraulic locking)
- Versatile function monitoring system: pressures, temperatures, driving speed, operating hours, filters, locking differential, etc.
- Load-sensing hydraulics
- Hydraulic brakes
- 4 sets of bolsters
- Ground clearance 540 or 590 mm
- Articulated support legs (distance between support points 3.4 m)
- Frame tube profile 250x250x10 mm
- Different tyre sizes available
- Pneumatic brakes as alternative

FARMI 8070 and 8085:

- Reach: FARMI 8070 (7.0 m) and FARMI 8085 (8.5 m)
- Excellent lifting capacity, lifting torque: 80.6 kNm (gross 195 bar)
- Staggering slewing torque of 20 kNm with two racks (loading also possible on a slope)
- Wide-angle joint (efficient lifting geometry)
- Torsion-resistant hexagonal extension boom for good centralisation (FARMI 8070)
- Booms of special steel (HSLA steel of grade 650)
- Slewing shafts and racks of special hard steel
- Operator-specific speed adjustment (four memory slots)
- 1/2" hydraulic hoses

When equipped with a FARMI loader and connected to a 4WD tractor, this hub-driven trailer performs on a par with purpose build forwarder.

PROFDRIVE 12 Forest Trailer:

- Load capacity 12 000 kg
- Versatile movement-/operation-specific programmability
- Automatic parking brake in loading situations

FARMI 8070/8085 Crane:

- Lifting torque 80.6 kNm
- Slewing torque 20 kNm

**TIMBER GRAPPLES:
PTK: 021, 024**



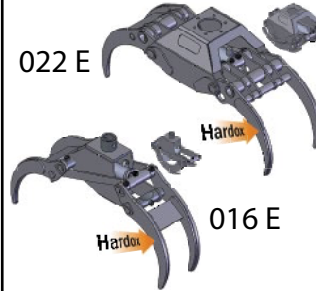
TECHNICAL DATA	021	024	030
Weight	80 kg	135 kg	87 kg
Loading Capacity	1420 kg	2200 kg	1030 kg
Working Pressure	195 bar	195 bar	175 bar
Gripping Force	6,4 kN	12,8 kN	4,2 kN
Gripping Area	0,21 m ²	0,24 m ²	0,30 m ²
A - Max opening	1100 mm	1350 mm	1326 mm
B	487 mm	520 mm	570 mm
C	795 mm	860 mm	947 mm
D	730 mm	800 mm	821 mm
E	295 mm	385 mm	295 mm

**TIMBER GRAPPLES:
PTK: 017, 020**



TECHNICAL DATA	017	020
Weight	65 kg	85 kg
Loading Capacity		
Working Pressure		
Gripping Force		
Gripping Area	0,17 m ²	0,20 m ²
A - Max opening	1090 mm	1200 mm
B, with rotator	850	930
C, with rotator	-	-
D, with rotator	1100	1225
E	350	395

**ENERGY GRAPPLES:
PTK: 016 E, 022 E**

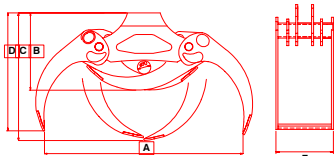


TECHNICAL DATA	016 E	022 E
Weight	56 kg	125 kg
Loading Capacity		
Max. Pressure	200 bar	200 bar
Gripping Force	9,0 kN	11,6 kN
Gripping Area	0,16 m ²	0,20 m ²
A - Max opening	950 mm	1225 mm
Oil flow	40 l/min	50 l/min
A / B	950 / 417	1225 / 440
C / D	550 / 60	576 / 60
E / F	301 / "50/25"	432 / "173/6"

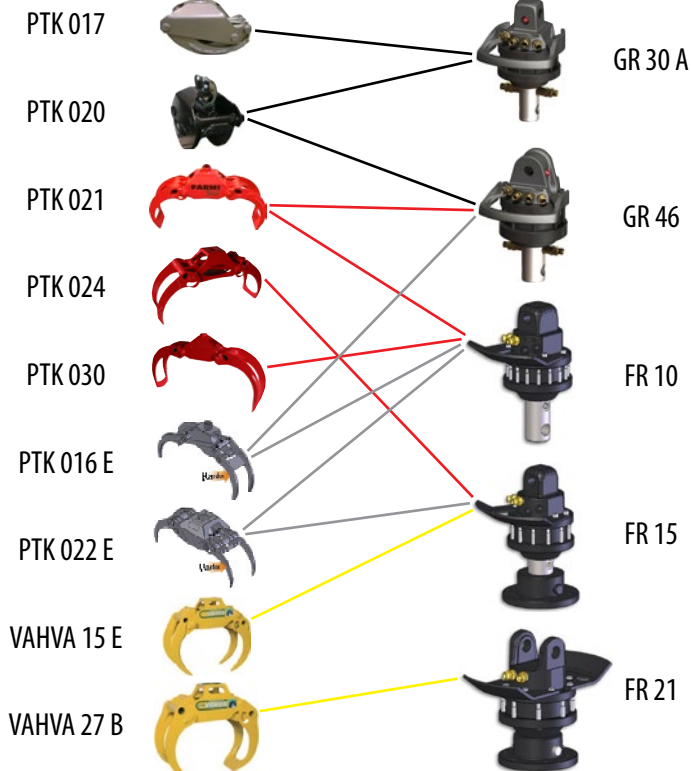
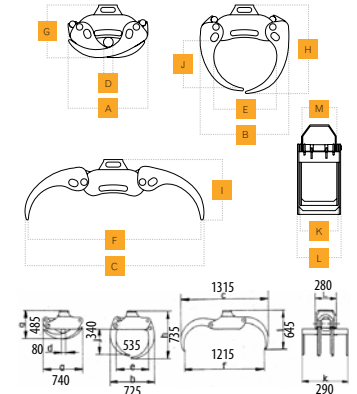
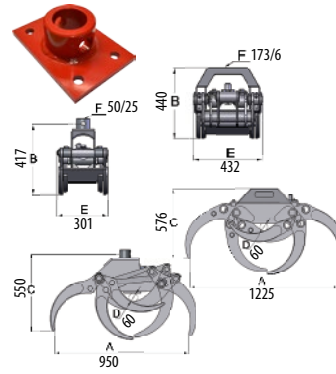
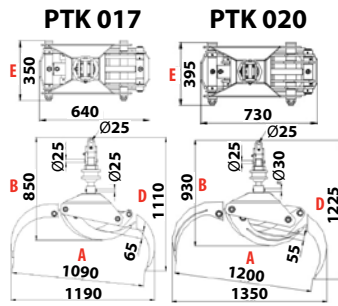
**TIMBER GRAPPLE: VAHVA 27 B
ENERGY GRAPPLE: VAHVA 15**



TECHNICAL DATA	15	27 B
Weight	89 kg	189 kg
Max. Pressure	175 bar	240 bar
Gripping Force	-	14,5 kN
Press Force	-	28,0 kN
Gripping Area	-	0,27 m ²
C - Max opening	1315 mm	1575 mm
A / B / C	740 / 725 / 1315	810 / 850 / 1575
D / E / F	80 / 535 / 1215	75 / 570 / 1475
G / H / I	485 / 735 / 645	545 / 865 / 755
J / K / L / M	340 / 290 / 280 / -	485 / 345 / 425 / 333



ACCESSORIES FOR PTK 021:



Technical Data		GR 30 A	GR 46	FR 10	FR 15	FR 21
Max. working pressure	bar	200	200	200	200	200
Displacement	cm ³	-	-	420	464	543
Max. axial force	kN	30	45	60	82	100
Torque (200 bar)	Nm	720	960	1000	1150	1350
Safe working load	kg	15	25	4000	5500	7500
Weight	kg	18	23	20	32	45
Recommended oilflow	l/min	20	20	-	-	-

**OSCILLATION
BRAKE**

BR 10

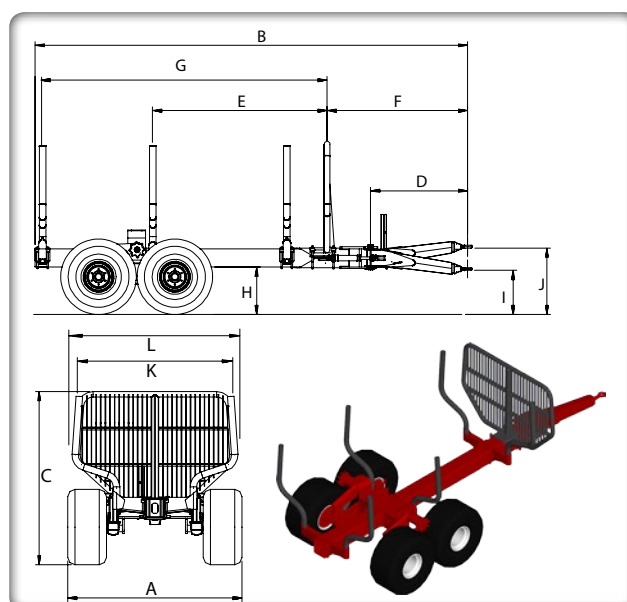
FOR GR 30 / GR 46 ROTATORS
AS AN ACCESSORY



TECHNICAL SPECIFICATIONS	VARIO 101	VARIO 121	PROFDRIVE
Load capacity (t)	11	13	12
Own weight (kg)	1580-1830	1995-2180	3700
Load area (m ²)	2,44	2,68	2,8
Frame tube (mm)	200 x 200 x 8	250 x 250 x 8	250 x 250 x 10
RECOMMENDED FARM CRANES/LOADERS			
Farmi 4571 / 4581 / 5871 / 5881	X	-	-
Farmi 6167 / 6185	-	X	-
Farmi 8070 / 8085	-	-	X
EQUIPMENT AND ACCESSORIES			
Hydraulic drawbar lock	S	S	S
Extra bolsters/stakes	O	O	O
Hydraulic steering with two cylinders	S	S	S
Parking support	S	S	S
Rear light beam (can be turned)	O	O	O
Hydraulic unit/variable-volume pump	O	O	S
Hydraulic unit/fixed-volume pump	O	O	-
Electrical control valve for crane/loader or trailer drive	O	O	-
Load area extension, L = 1.0 m	O	O	-
4WD device, tractive force 19 kN	O	O	-
4WD device, tractive force 56 kN (tyre size = 550 mm)	-	-	S
PARKER IQAN control/monitoring system	-	-	S
Low drawbar with rotating eye	S	S	S
High drawbar with fixed eye	O	O	-
Low drawbar with fixed eye	O	O	O
Parking level	O	O	-
BRAKES			
Without brakes	O	O	-
Hydraulic brakes in front wheels	S	S	-
Hydraulic brakes in all wheels	O	O	S
2-pipe air brakes with safety brake	O	O	O
2-pipe air brakes	O	O	O
TYRES, TRAILERS WITHOUT DRIVE			
400/60-15,5 TRI-15 PR14, S6 / M6 -bogies, ø 890 mm	S ¹⁾	-	-
500/55-17 ELS PR12, M6 -bogies, ø 1005 mm	O ²⁾	-	-
500/60-22,5 F328 PR16, X8 -bogies, ø 1170 mm	-	O ³⁾	-
600/50-22,5 F328 PR16, X8 -bogies, ø 1170 mm	-	O ⁴⁾	-
TYRES, TRAILERS WITH HYDRAULIC DRIVE			
500/55-17 ELS PR12, M6 -bogies, ø 1005 mm	S ²⁾	-	-
550/45-22,5 PR12, L8 -bogies, ø 1070 mm	O ³⁾	S ²⁾	-
550/45-22,5/10 331F, PR16 offset +50, Steel, 1070 mm	-	-	S
600/50-22,5/10 331F, PR16 offset +35, Steel, 1170 mm	-	-	O ²⁾

S = Standard, O = Accessory/Optional

	VARIO 101	VARIO 121	PROFDRIVE (600/50)
A ¹⁾	2180 / 2080	2260	2390
A ²⁾	2290	2450	2460
A ³⁾	2390	2450	
A ⁴⁾		2545	
B	6020 / 6070	6770 / 6820	6960
C	2230-2330	2385-2435	2730
D	1295-1345	1320-1370	1500
E	2595-2900	2685-2990	3070
F	2000-2050	2040-2090	2250
G	3890	4600	4570
H	550-640	660-710	730 (780)
I	490-580	620-670	730 (780)
J	815-905	915-965	-
K	2090	2100	2090
L	2200	2270	2260



TECHNICAL SPECIFICATIONS – PROFI CRANES/LOADERS **PROFI**

CRANE	LIFTING CAPACITY, KG <i>without grapple and rotator – 195 bar (180 bar)</i>						
	At full reach	3 m	4 m	5 m	6 m	7 m	8 m
FARMI 4571	7,1 m: 490 (452)	1130 (1043)	915 (844)	720 (664)	600 (553)	495 (456)	
FARMI 4581	8,1 m: 395 (365)	1100 (1015)	875 (807)	685 (632)	565 (521)	460 (424)	400 (369)
FARMI 5871	7,1 m: -- (455)	-- (1185)	-- (1045)	-- (720)	-- (600)	-- (495)	
FARMI 5881	8,1 m: -- (365)	-- (1125)	-- (1000)	-- (685)	-- (565)	-- (460)	-- (400)
FARMI 6167	6,7 m: 685 (632)	1550 (1430)	1205 (1112)	930 (858)	775 (715)		
FARMI 6185	8,5 m: 460 (425)	1490 (1375)	1145 (1056)	855 (789)	720 (664)	615 (567)	490 (452)
FARMI 8070	7,0 m: 790 (729)	1900 (1753)	1500 (1384)	1200 (1107)	930 (858)	790 (729)	
FARMI 8085	8,5 m: 620 (572)	1610 (1486)	1415 (1306)	1195 (1103)	960 (886)	810 (747)	680 (627)

TECHNICAL SPECIFICATIONS		4571	4581	5871	5881	6167	6185	8070	8085
Max reach,	m	7,1	8,1	7,1	8,1	6,7	8,5	7,0	8,5
Gross lifting torque (180 / 195 bar)	kNm	46,9 / 50,9	46,9 / 50,9	58,0 / –	58,0 / –	61,5 / 66,6	61,5 / 66,6	– / 80,6	– / 80,6
Lifting torque (180 / 195 bar)	kNm	33,6 / 36,4	31,4 / 34,0	41,6 / –	38,3 / –	– / 47,8	– / 45,3	– / 54,2	– / 52,7
Max operating pressure	bar	195	195	180	180	195	195	195	195
Boom slewing angle	°	400	400	400	400	400	400	370	370
Slewing torque	kNm	17,4	17,4	17,4	17,4	17,4	17,4	20	20
Rotator (as standard)	cont. rot.	FR 10	FR 10	FR 15	FR 15	FR 15	FR 15	FR 21	FR 21
Rotator slewing torque	kNm	0,9 – 0,975	0,9 – 0,975	1,035–1,121	1,035–1,121	1,035–1,121	1,035–1,121	1,316	1,316
Grapple area tip to tip	m ²	0,21 (0,24)	0,21 (0,24)	0,24	0,24	0,24	0,24	0,27	0,27
Weight of grapple and rotator + fittings	kg	115 (145)	115 (145)	157	157	157	157	225	225
Weight (incl. rotator and grapple)	kg	1055 (1085)	1110 (1140)	1235	1235	1235	1295	1475	1605
Weight of adapter and support legs	kg	267	267	267	267	267	267	295	295
Recommended pump capacity	l / min	30 – 60	30 – 60	30 – 60	30 – 60	60 – 100	60 – 100	70 – 100	70 – 100
Extension boom	pcs	1	2	1	2	1	2	1	2
Type of adapter and support legs	FARMI SL	45 - 61	45 - 61	45 - 61	45 - 61	45 - 61	45 - 61	80	80
Hosing	"	3/8	3/8	3/8	3/8	1/2	1/2	1/2	1/2
PROPERTIES									
Hexagonal extension boom		S	-	S	-	S	-	S	-
Wide-angle joint		S	S	S	S	S	S	S	S
Slewing base with double roller bearing		S	S	S	S	S	S	S	S
4-cylinder slewing device		S	S	S	S	S	S	S	S
Double linkage for hydraulic hoses/pipes		S	S	S	S	S	S	S	S
3-point linkage		O	O	O	O	O	O	-	-
Oil bath lubrication		S	S	S	S	S	S	S	S
VALVES									
LC 8/8 mechanical, with 8 levers		O	O	O	O	O	O	-	-
LC 2/8 mechanical, with 2 levers		O	O	O	O	S	S	-	-
LEC 2/6+2, with 2 levers (on/off)		S	S	S	S	O	O	-	-
HPC 2/6+2 hydraulic pressure control		O	O	O	O	O	O	-	-
EHC 2/8 electro-hydraulic control		O	O	O	O	O	O	-	-
EHC 2/8, with remote control		O	O	O	O	O	O	-	-
PARKER IQAN control		-	-	-	-	-	-	S	S
ACCESSORIES									
Operator's seat		O	O	O	O	O	O	O	O
Grapples (standard in bold)		021/024	PTK 021	PTK 024	PTK 024	PTK 024	PTK 024	VAHVA 27B	VAHVA 27B
Gravel bucket for PTK 021 (175 l)		O	O	-	-	-	-	-	-
Silage grapple for PTK 021 (210 l)		O	O	-	-	-	-	-	-
Hydraulic winch 1,4 t (175 bar, 45 m, 6 mm)		O	O	O	O	O	O	O	O
Grapple oscillation brake		O	O	O	O	O	O	-	-
Hydraulic unit/variable displacement pump		O	O	O	O	O	O	O	O
Hydraulic unit/gear pump		O	O	O	O	O	O	O	O

S = Standard, O = Accessory/Optional



PROFI

FARMI® **FOREST**

AHMOLANTIE 6 FIN-74510 IISALMI, FINLAND
PHONE: +358 17 832 41 FAX: +358 17 8324 372
INFO@FARMIFOREST.FI WWW.FARMIFOREST.FI

PROMPVEN 06/2014 NHa